

/ EXPERIENCE WITH PROJECTS

Jónas Pétursson, Reykjavík Airportservice

Einar Jónsson, Keflavík Airportservice



ISAVIA

BUILDING ON IDEOLOGY OF QUALITY MANAGAMENT

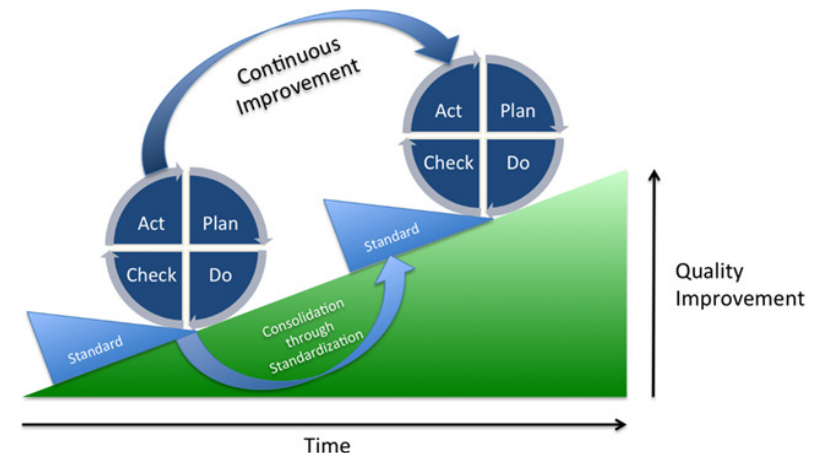
/ Coordinating procedures

- Evaluation
- Risk assessment
- Agricultural management
- Prevention of bird nesting
- Bird reduction
- Reevaluation

/ Coordinating Documentation

- Coordinate initial registration
- Analysis of basic data
- Reporting

Isavia Plan for Wildlife Management



RESPONSIBLE PARTIES

/ Support department

- Make wildlife policy
- Make training material
- Make working procedures
- Making year report

/ Wildlife personnel - 5 persons (one for Keflavík Airport and one for each district)

- On behave of airport manager they are responsible for following the wildlife policy
- Plans and controls all projects within his airport/s
- Ensures that all initial registration are ok and up to date

/ Airport worker

- Follows all instructions from Wild life person
- Only few person (1-4 on each airport) may use shotgun but all personnel participate in the wild life management.

TRAINING

- / Isavia follows ADR.OPS.B.020 in the EU regulation
 - All airport workers get Wild life training
 - Once a year all wild life personnel have a one day meeting (Dýralífsdagurinn)
 - learn from each other
 - Lectures from bird and agricultural specialists

WHAT HAVE WE TRIED

/ Reykjavík Airport

- High grass
- Sounds
- Scarecrows
- Lasers

/ Akureyri Airport

- Agricultural Management

/ Egilsstaðir Airport

- Sounds
- Scarecrows

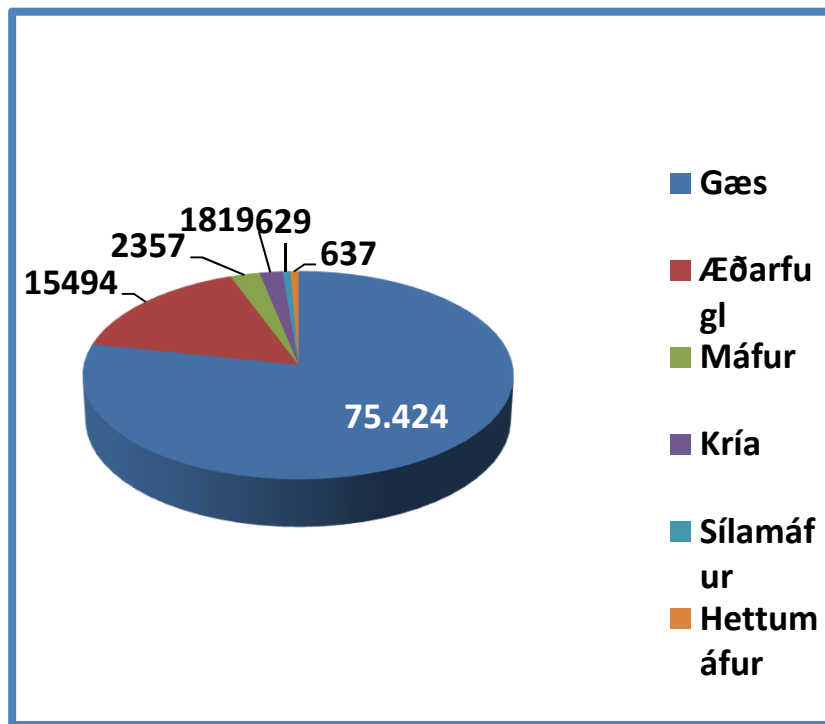


STATISTICS

TOTAL NUMBER OF BIRDS IN SCHEDULE AIRPORT IN ICELAND

	2014	%	2015	%
Alft	130	0,2	402	0,40
Fálki	0	0	2	0,002
Gæs	52.117	82,7	75424	76,75
Heiðargæs	2	0,003	0	0
Heiðlóa	279	0,04	268	0,27
Helsingi	100	0,16	0	0
Hettumávur	400	0,63	637	0,64
Hrafn	49	0,08	110	0,11
Hreindýr	8	0,01	48	0,049
Hrossagaukur	2	0,003	0	0
Kanína	1	0,00001	1	0,001
Kría	1.938	3,1	1819	1,84
Lómur	0	0	16	0,016
Lóupræll	10	0,01	0	0
Margæs	42	0,007	474	0,48
Mávur	2.886	4,6	2357	2,39
Minkur	1	0,00001	0	0
Rauðbrystingur	200	0,03	550	0,56
Sandlóa	10	0,016	2	0,002
Sauðfé	17	0,027	0	0
Sílamávur	1.871	2,97	629	0,63
Smyrill	0	0	2	0,002
Spói	3	0,005	21	0,02
Stormmávur	3	0,005	0	0
Svartbakur	54	0,08	120	0,12
Tjaldur	14	0,02	52	0,05
Tófa	0	0	3	0,003
Ugla	1	0,00001	0	0
Æðarfugl	2.890	4,6	15494*	15,71
Önd	20	0,03	184	0,19
Samtals:	63.048	100	99.634	100

SKIPTING-FJÖLDI SEX ALGENGUSTU TEGUNDA TALINNA/FÆLDRA FUGLA 2015



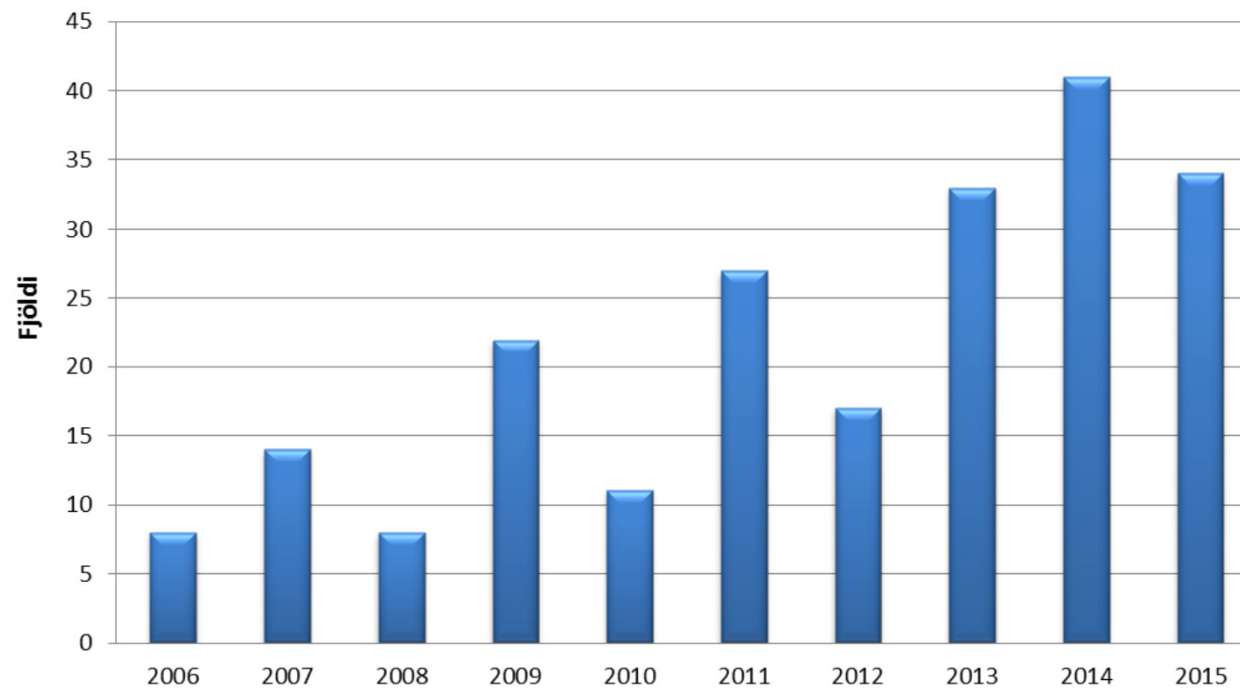
/ Gooses

- 41005 in Egilstaðir Airport
- 13843 in Reykjavík Airport
- 13036 in Hornafjörður Airport

ACTIONS AGAINST BIRDS 2015

Species	Birds shot	Eggs removed	Nests removed
Greylag Goose	65	12	2
Gull	35	0	0
Raven	6	0	0
Great Black-backed Gull	1	0	0
Eider	0	10	6
Sum:	107	22	8

NUMBER OF BIRD STRIKES IN ICELANDIC AIRPORTS



STATISTIC FOR DOMESTIC AIRPORTS IN ICELAND

